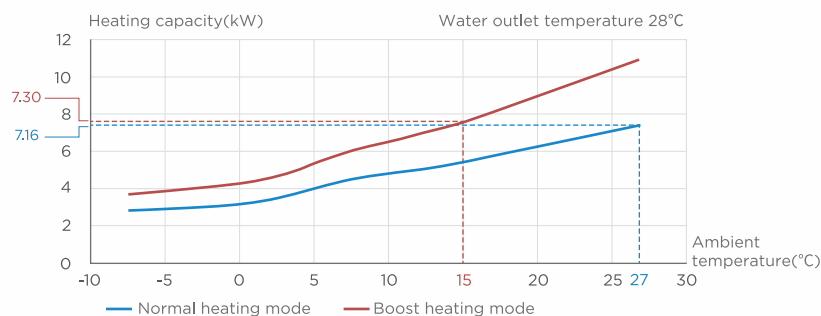


ESG-Inv M Series Pool Heat Pump

- The ESG-Inv M Series is committed to create a future **Net-Zero** heat pump product that conforms to the sustainable development strategy in terms of manufacturing/materials/equipment use
- ESG-Inv M Series comfort the temp for pool and comfort the temp for environment



Note: For more details, please contact with Midea staff.



No Attenuation

Boost heating/cooling modes ensure ESG-Inv M Series Pool Heat Pump has no attenuation of capacity. Boost heating mode has no attenuation of capacity at **15°C** ambient temperature compares with normal mode at **27°C** ambient temperature

Note:

The curve on the left is for MSC-70D2N8-A, only for reference. Only MSC-160D2N8-A and MSC-200D2N8-A have boost cooling mode



Heating&Cooling

ESG-Inv M Series contains **heating and cooling and pump** modes, covering a wide range of operating environment temperature and target water temperature

Note: In heating mode, the lowest operating ambient temperature of the customized unit can reach -20°C



Cooling Mode

Heating Mode



Silence Mode

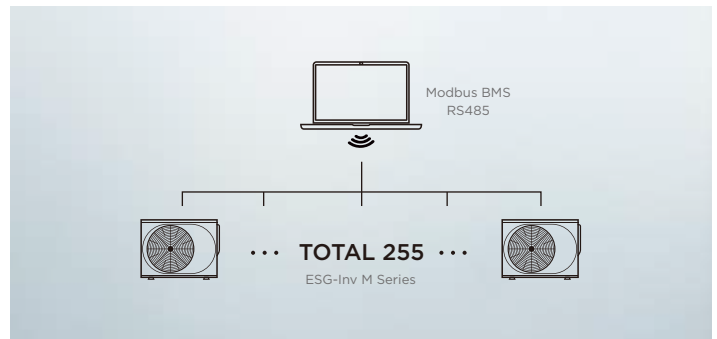
Silence mode level 2: 38dB(A) sound pressure at 1m with 60% capacity

Note: For MSC-70D2N8-A, Ambient temperature DB 27/WB 24.3°C, Water outlet temperature 28°C



Pool System Centralized Control

ESG-Inv M Series is compatible with all centralized control pool systems using **Modbus protocol**



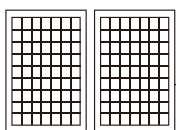
IOT&APP

App controls and **IOT** platforms are designed to ensure user ease of operation and reduce equipment maintenance costs



SG-Ready

SG-ready ensures that ESG-Inv M Series uses as much clean energy as possible from the smart grid and stores the energy in the swimming pool. When the smart grid is fully supplied with clean energy, ESG-Inv M Series consume close to zero carbon



Photovoltaic System On The Roof



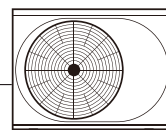
Inverter



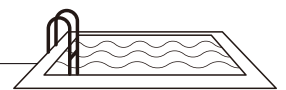
Smart Grid Management




Energy Storage



ESG-Inv M Series



Swimming Pool



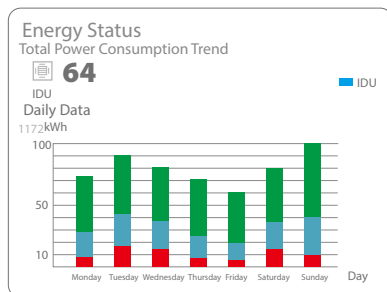
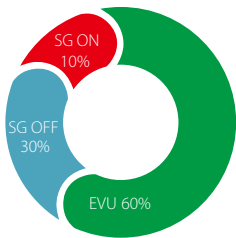
Target temp reaching status by % display

On the new 86T wired controller, the target temperature approach rate can be displayed as progress bar. Users can clearly understand the trend and progress of reaching the setting temperature.



Troubleshooting guidance & Convenient after-sales care

The new controller allow the installer to input the service hotline, so the users can easily contact with the serviceman for any maintenance requirement. QR code in the error details can be scanned to obtain the trouble shooting guideline which will help the maintenance become more efficient. Dealers and installers can also offer more remote faults monitor and diagnosis for each user in the case of device networking, ensuring the comfort of your home.

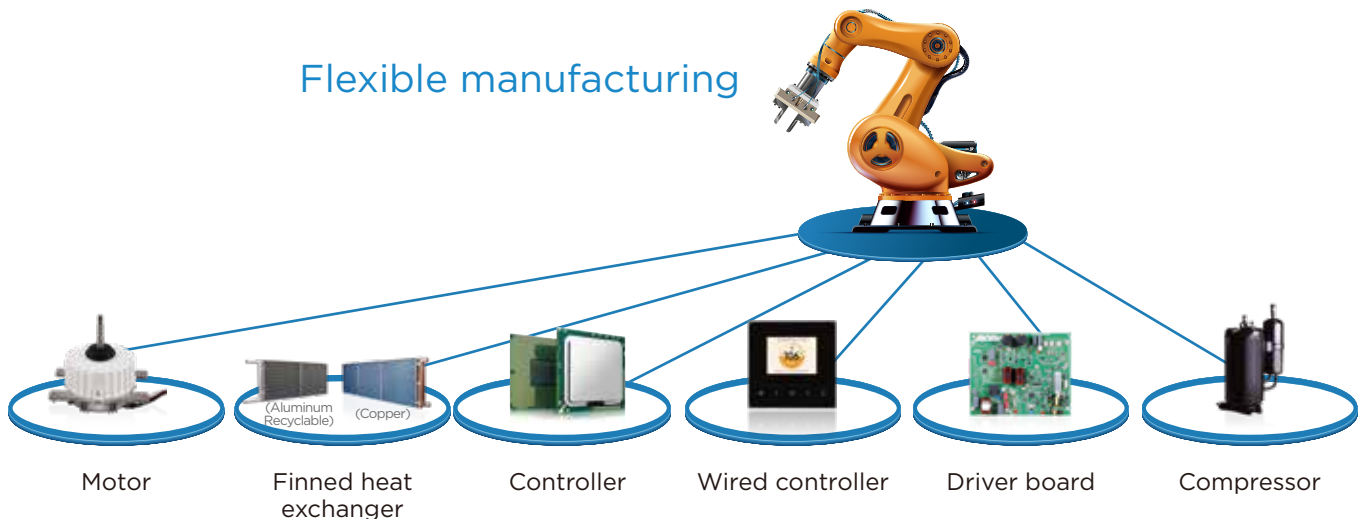


Energy consumption display

- 1.The new controller allow the user to check the pool heat pump energy consumption by day/month/year.
- 2.It also shows the the proportion of green energy, high-priced electricity, and low-priced electricity among the electricity consumed when the machine is connected to a photovoltaic system or smart grid system.

The core components of ESG-Inv M Series are made by flexible manufacturing. Flexible manufacturing ensures stable delivery in the supply chain and offers partners more possibilities for product customization

Flexible manufacturing

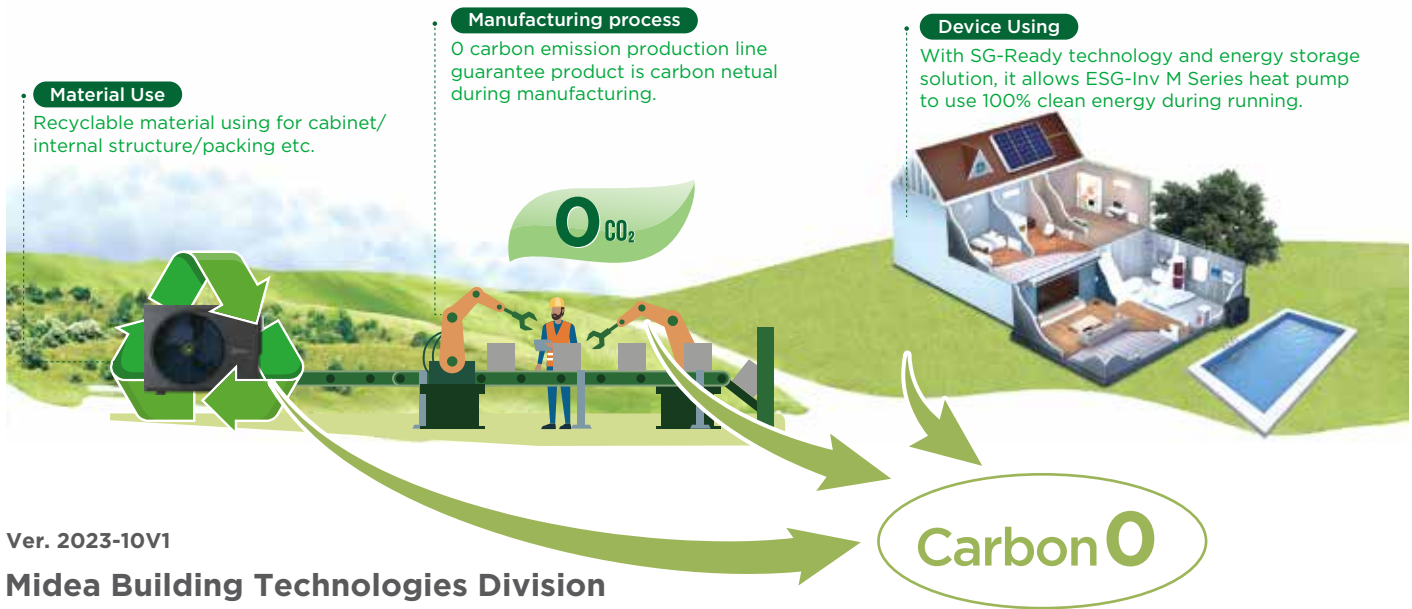


Parameter Table

Model		MSC-70D2 N8-A	MSC-90D2 N8-A	MSC-120D2 N8-A	MSC-160D2 N8-A	MSC-200D2 N8-A
Power supply ¹		220-240V-1Ph-50/60Hz				
Boost heating capacity ²	kW	2.9-10.3	2.9-12.8	2.8-14.5	3.8-18.7	3.8-21.8
COP ²		12.1-6.6	12.1-6.0	12.2-6.4	12.4-5.1	12.4-4.4
Heating capacity ²	kW	2.9-7.2	2.9-9.2	2.8-12.5	3.8-16.0	3.8-18.8
COP ²		12.1-7.5	12.1-6.8	12.2-7.0	12.4-6.0	12.4-5.2
Boost heating capacity ³	kW	1.9-7.3	1.9-9.3	2.0-10.5	3.5-15.0	3.5-17.0
COP ³		6.6-4.7	6.6-4.5	6.9-4.6	7.6-3.8	7.6-3.6
Cooling capacity ⁴	kW	1.6-4.5	1.6-5.2	1.8-7.0	2.0-7.8	2.0-8.6
EER ⁴		4.2-4.0	4.2-3.4	4.7-4.0	3.8-3.0	3.8-2.6
Max power	kW	2.2	2.6	2.8	4.2	5.3
Max current	A	10.5	11.0	12.0	18.0	23.0
Refrigerant type		R32				
Sound pressure level (1m) ²	dB(A)	41.0	43.0	49.0	50.0	54.0
Silence mode level 1 sound pressure level (1m) ²	dB(A)	39.0	39.0	40.0	41.0	42.0
Water flow	m ³ /h	3.1	3.9	5.4	6.9	8.3
Water pressure drop	kPa	4.6	7.3	13.8	23.0	33.0
Water connection	mm	φ50	φ50	φ50	φ50	φ50

Note:

1. Only 220-240V-1ph-50Hz models have CE and UKCA certification.
2. Ambient temperature DB 27/WB 24.3°C, Water outlet temperature 28°C.
3. Ambient temperature DB 15/WB 12°C, Water outlet temperature 28°C.
4. Ambient temperature DB 35°C, Water outlet temperature 28°C.



Ver. 2023-10V1

Midea Building Technologies Division
Midea Group



Midea reserves the right to change the specifications of the product, and to withdraw or replace products without prior notification or public announcement.

Midea is constantly developing and improving its products.